

# How to Report Illegal Content in Videos on the YouTube App

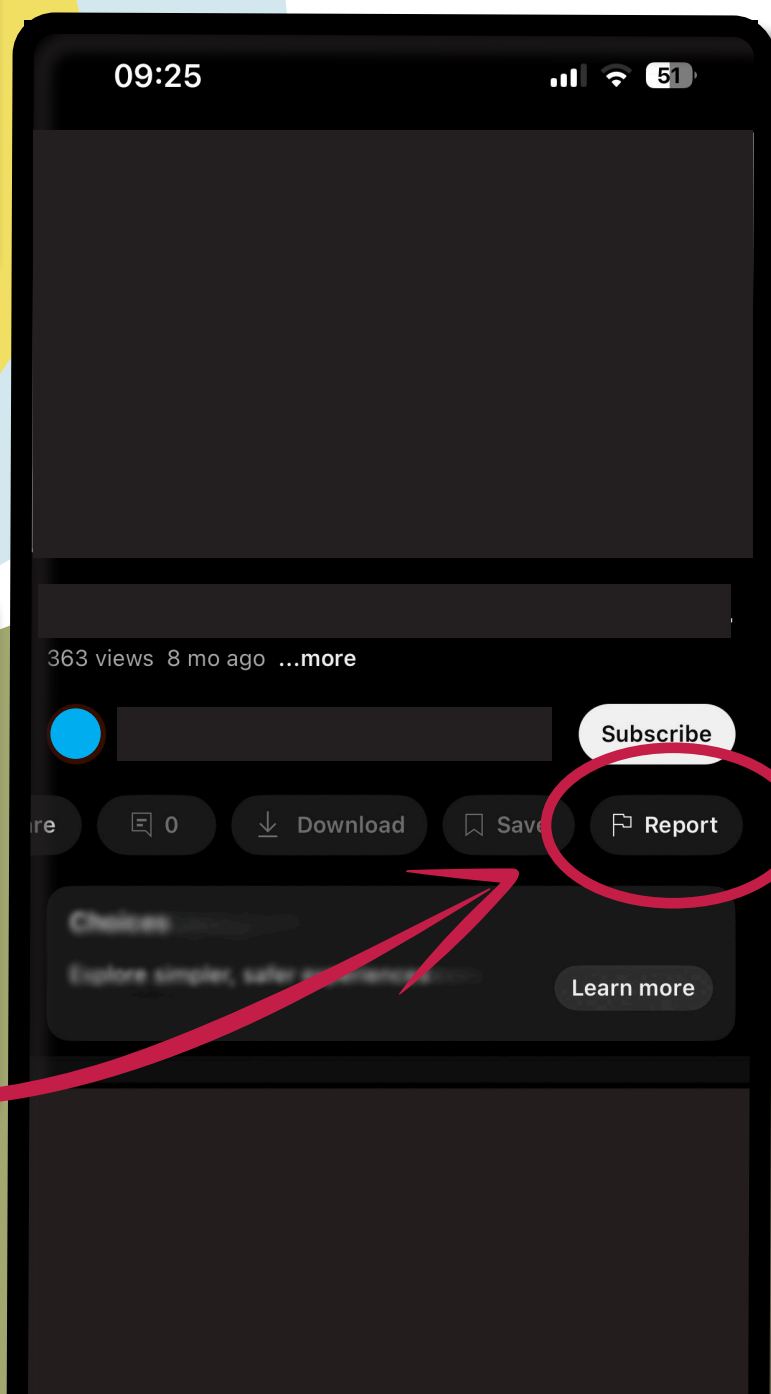


1

In order to report a video on YouTube on your phone, you'll need to **log in**.

2

If you'd like to report content in a video that you think breaks the law, under the video, tap the **report** flag (you may need to scroll across for this as it might not be visible at first).



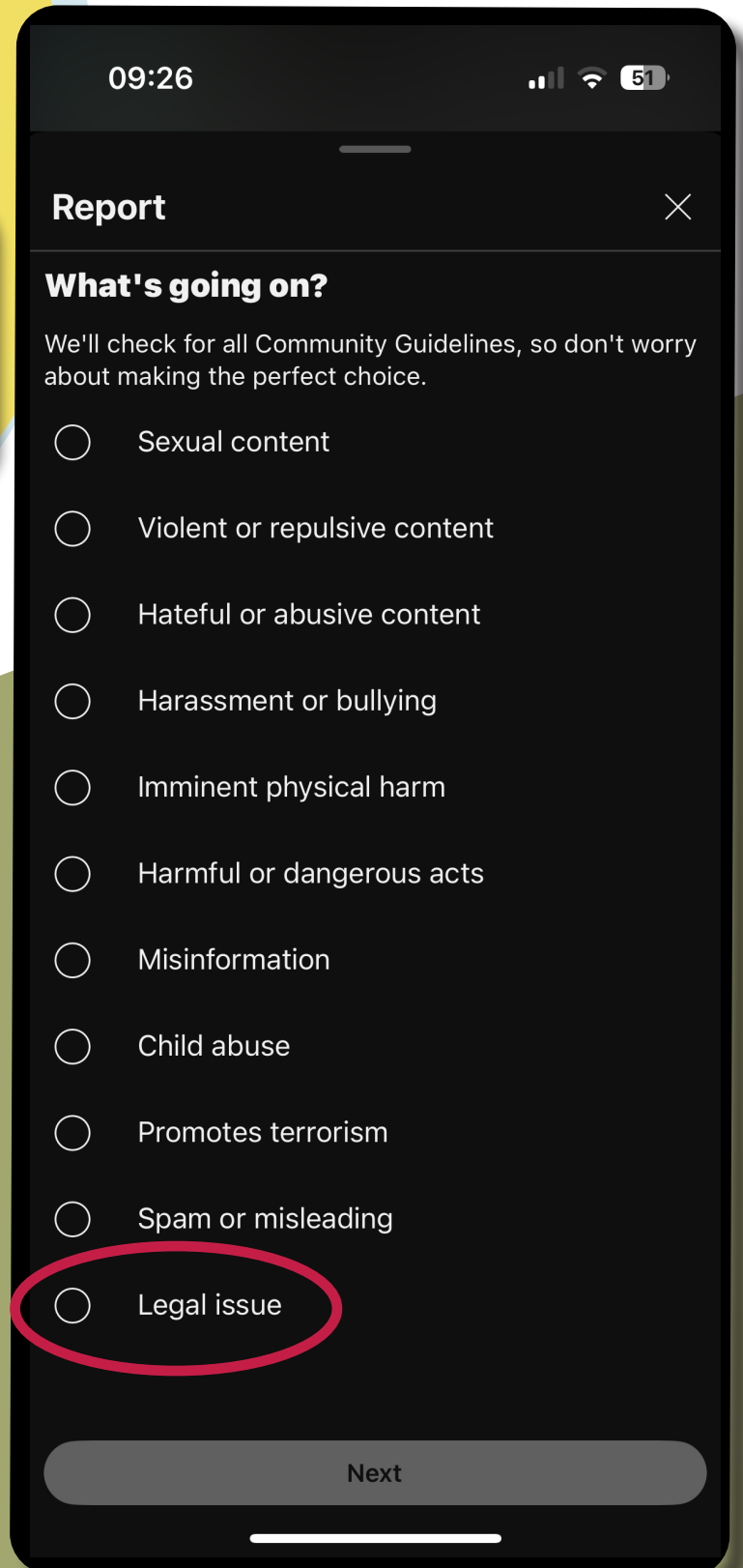
**Disclaimer:** These guides provide examples and information to help the public understand the reporting methods on YouTube as of September 2025. They are illustrative only, do not constitute legal advice and do not represent the views or opinions of Coimisiún na Meán, including as to whether the reporting methods comply with relevant regulatory requirements or otherwise. From time to time, reporting methods on YouTube may change, and we will try to keep these guides up to date.

# How to Report Illegal Content in Videos on the YouTube App



3

Once you scroll down,  
you can select **Legal  
issue**.



09:26 51

## Report

What's going on?

We'll check for all Community Guidelines, so don't worry about making the perfect choice.

- ☐ Sexual content
- ☐ Violent or repulsive content
- ☐ Hateful or abusive content
- ☐ Harassment or bullying
- ☐ Imminent physical harm
- ☐ Harmful or dangerous acts
- ☐ Misinformation
- ☐ Child abuse
- ☐ Promotes terrorism
- ☐ Spam or misleading
- ☐ Legal issue

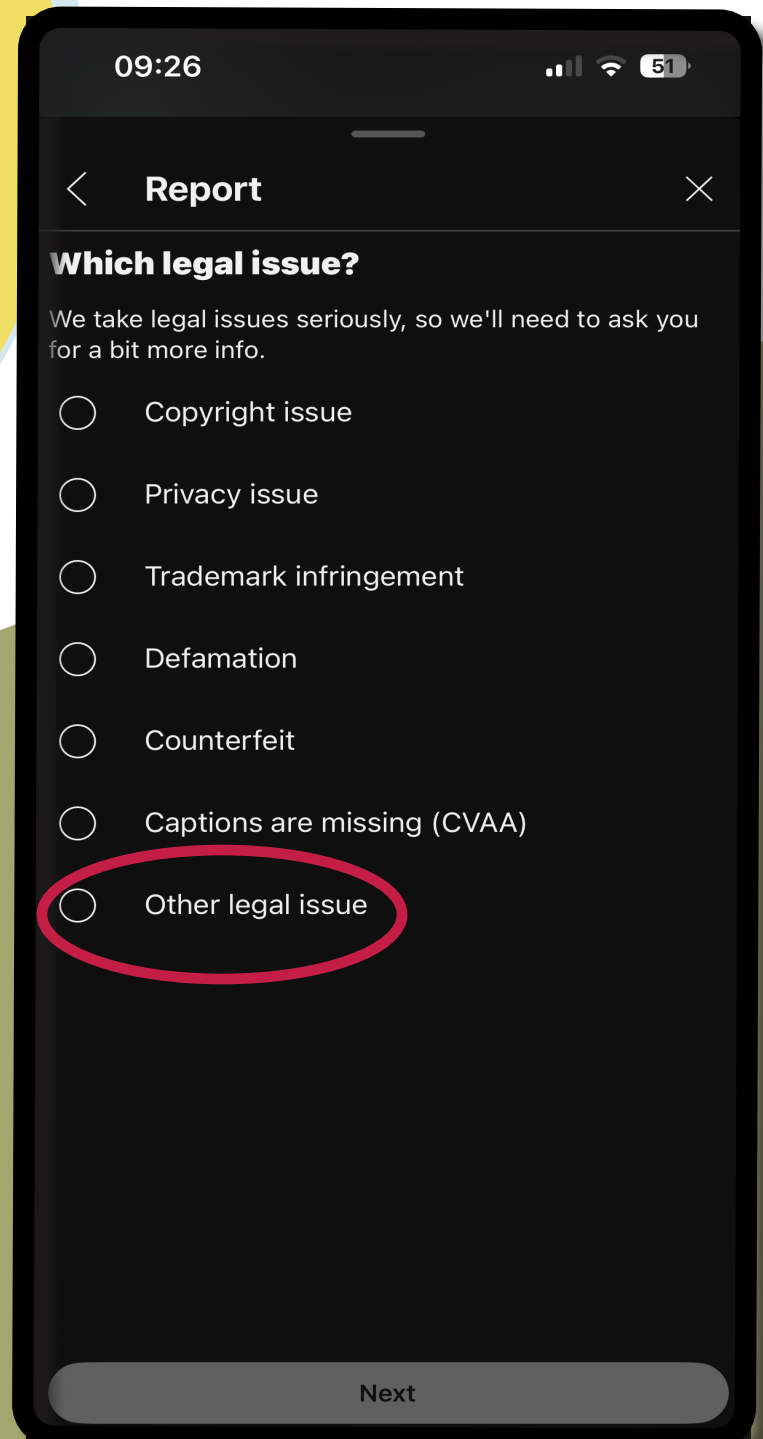
Next

# How to Report Illegal Content in Videos on the YouTube App



4

You'll see this drop-down menu of categories representing different types of potentially illegal content. You can choose whatever reason most applies to the content you'd like to report, or you can choose **Other legal issue**.



09:26 51

< Report ×

**Which legal issue?**

We take legal issues seriously, so we'll need to ask you for a bit more info.

- ☐ Copyright issue
- ☐ Privacy issue
- ☐ Trademark infringement
- ☐ Defamation
- ☐ Counterfeit
- ☐ Captions are missing (CVAA)
- ☐ Other legal issue

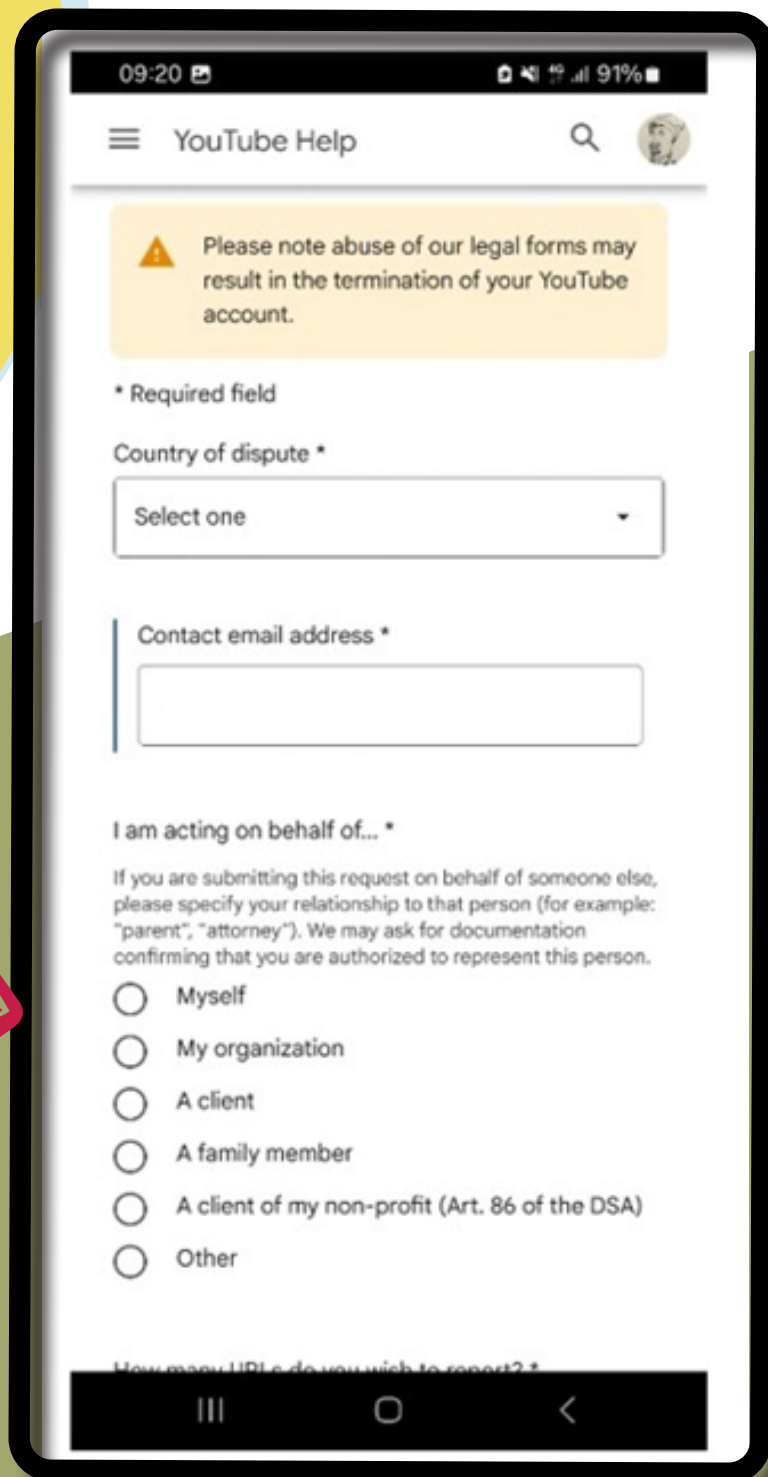
Next

# How to Report Illegal Content in Videos on the YouTube App



5

Depending on the legal issue you'd like to report, the forms can vary. If you choose **Other legal issue**, you'll be brought to this illegal reporting form. Fill in your details.



09:20 91%

YouTube Help

Please note abuse of our legal forms may result in the termination of your YouTube account.

\* Required field

Country of dispute \*

Select one

Contact email address \*

I am acting on behalf of... \*

If you are submitting this request on behalf of someone else, please specify your relationship to that person (for example: "parent", "attorney"). We may ask for documentation confirming that you are authorized to represent this person.

☐ Myself

☐ My organization

☐ A client

☐ A family member

☐ A client of my non-profit (Art. 86 of the DSA)

☐ Other

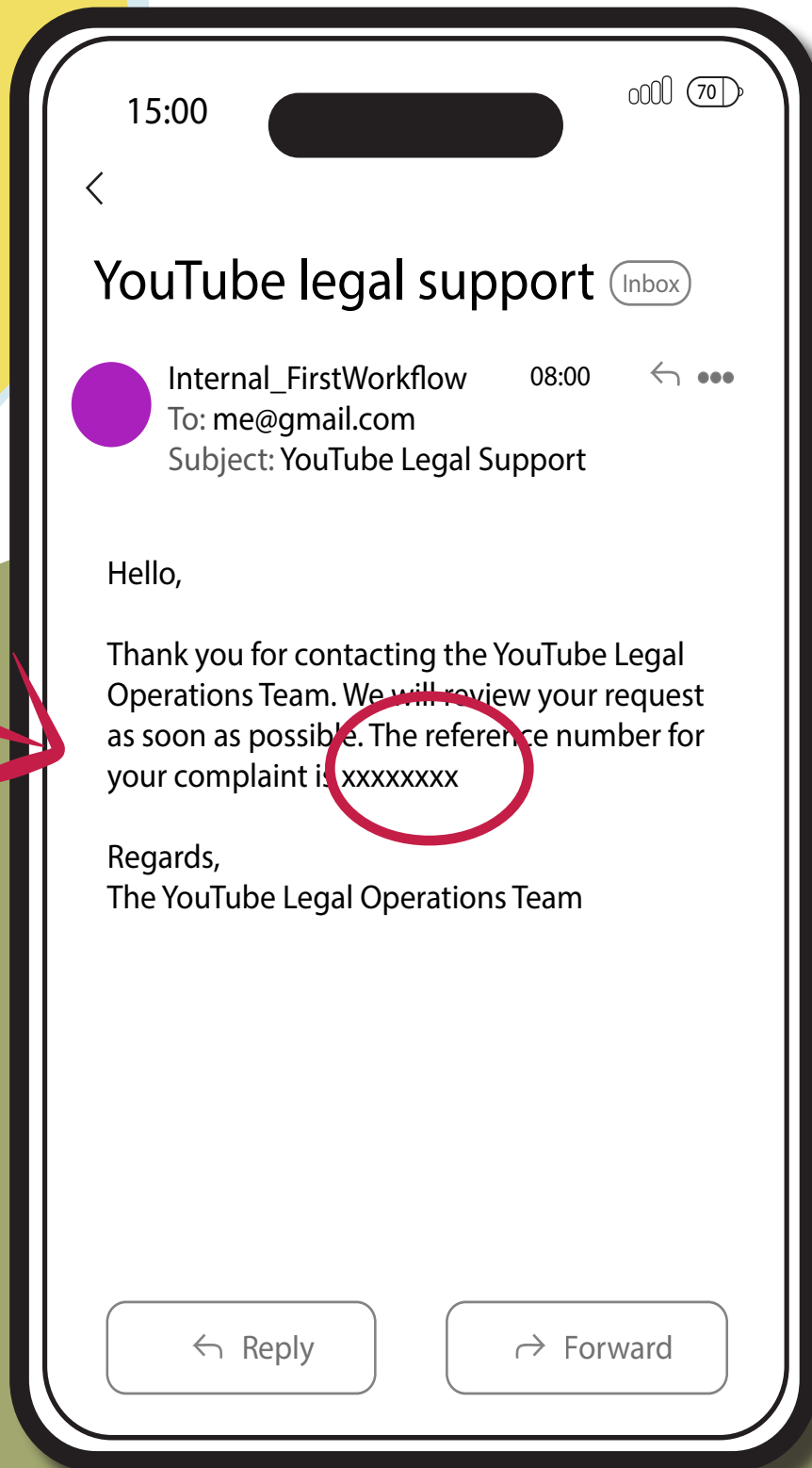
How many URLs do you wish to report? \*

# How to Report Illegal Content in Videos on the YouTube App



6

Once you tap submit, you'll receive an automated response with a **reference number** that may look like this.

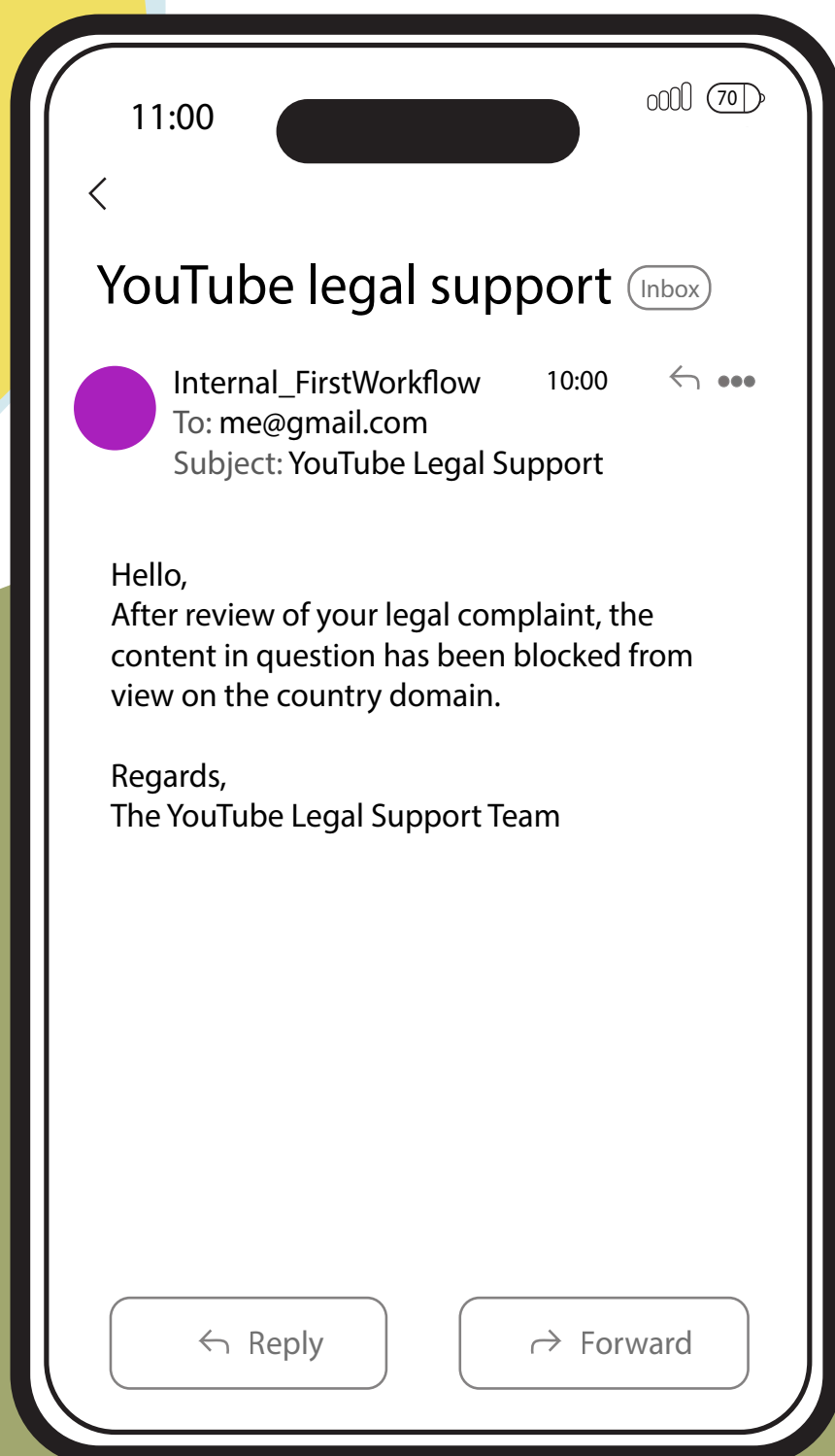


# How to Report Illegal Content in Videos on the YouTube App



7

After a few days, you'll receive an email letting you know the outcome of your report. If the platform agrees that the content is illegal, it will block visibility in the country you're in, and you may receive an email like this.

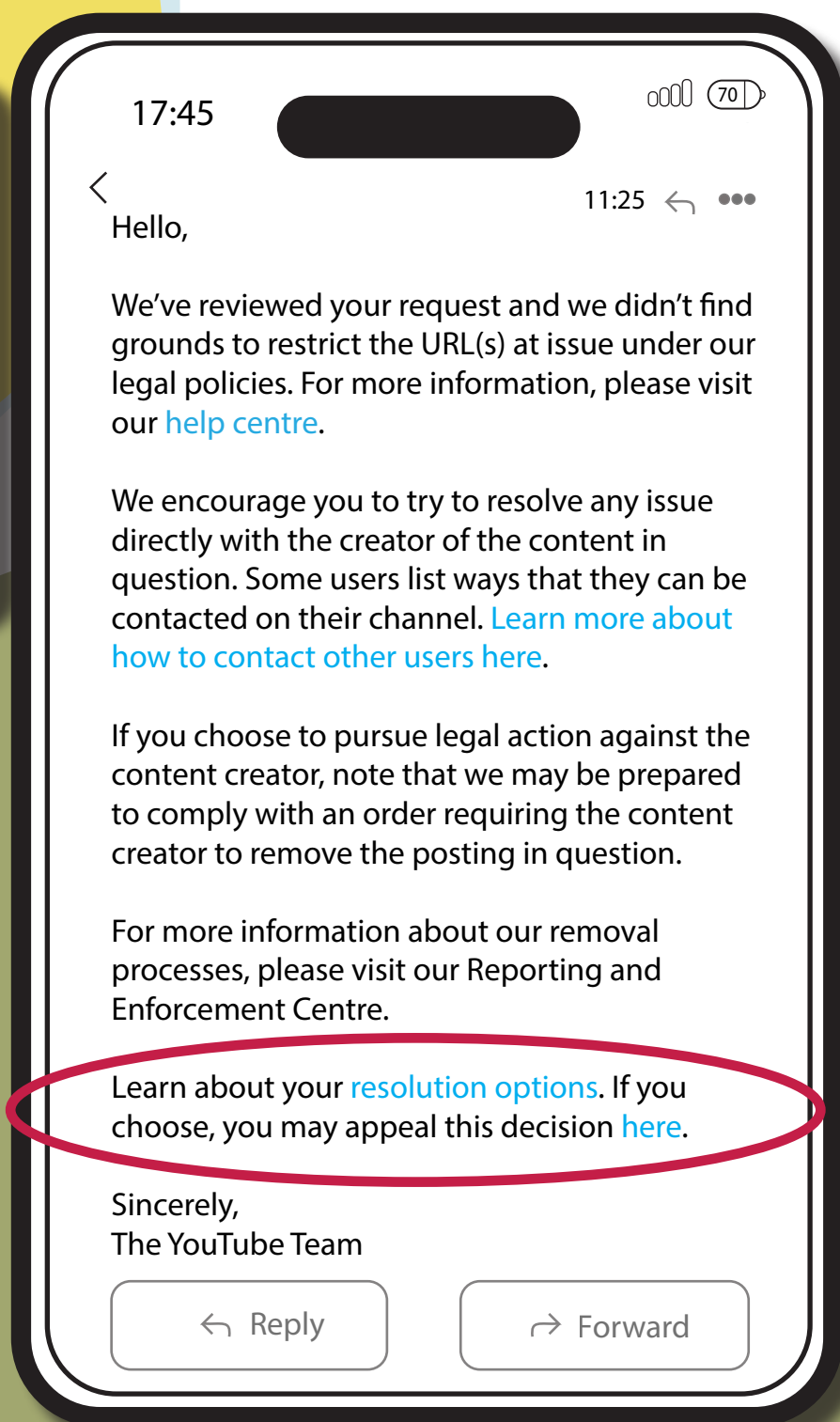


# How to Report Illegal Content in Videos on the YouTube App



8

If the platform disagrees that the content is illegal, it will not remove the content and you will receive an email like this. You can **appeal** this decision.



# How to Report Harmful Content in Videos on the YouTube App

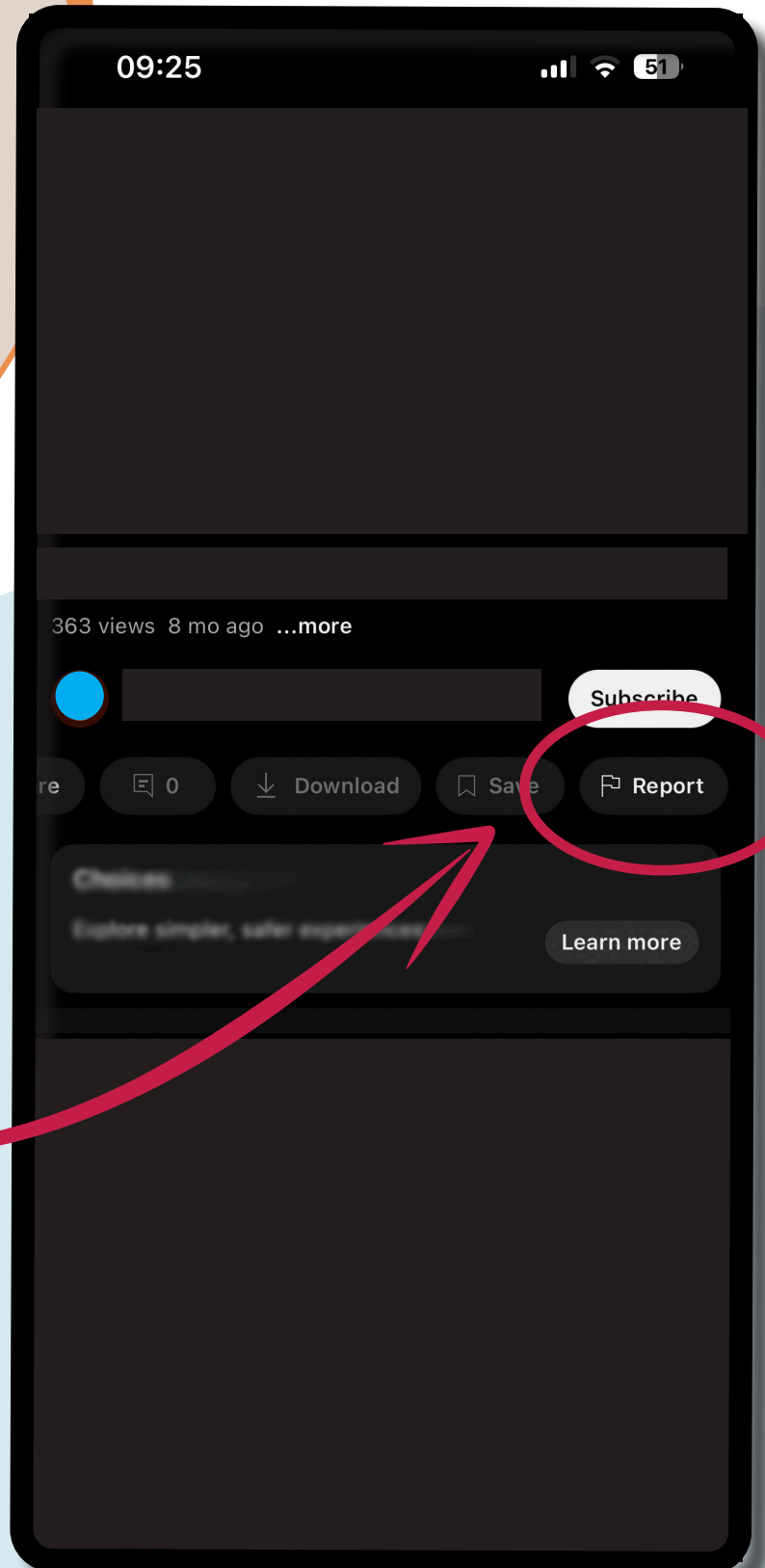


1

To report harmful content, or a breach of YouTube's terms and conditions/community guidelines, you'll need to **log in**.

2

Similar to reporting illegal content, under the video you'd like to report, tap the **report** flag. You may need to scroll across on your phone for this to be visible.



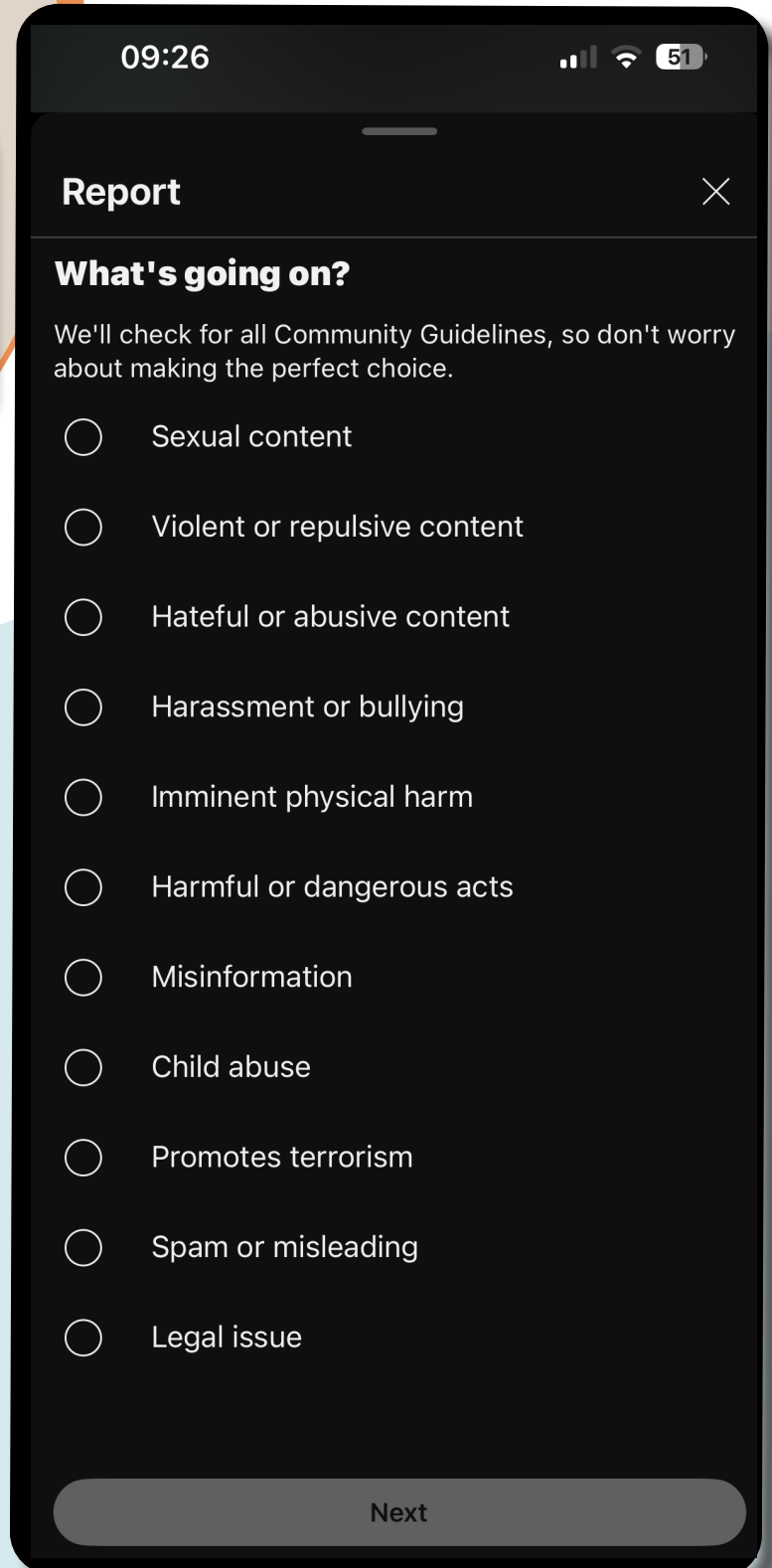


# How to Report Harmful Content in Videos on the YouTube App



3

Select a category of harmful content from the drop-down list.



09:26 51

## Report

**What's going on?**

We'll check for all Community Guidelines, so don't worry about making the perfect choice.

- ☐ Sexual content
- ☐ Violent or repulsive content
- ☐ Hateful or abusive content
- ☐ Harassment or bullying
- ☐ Imminent physical harm
- ☐ Harmful or dangerous acts
- ☐ Misinformation
- ☐ Child abuse
- ☐ Promotes terrorism
- ☐ Spam or misleading
- ☐ Legal issue

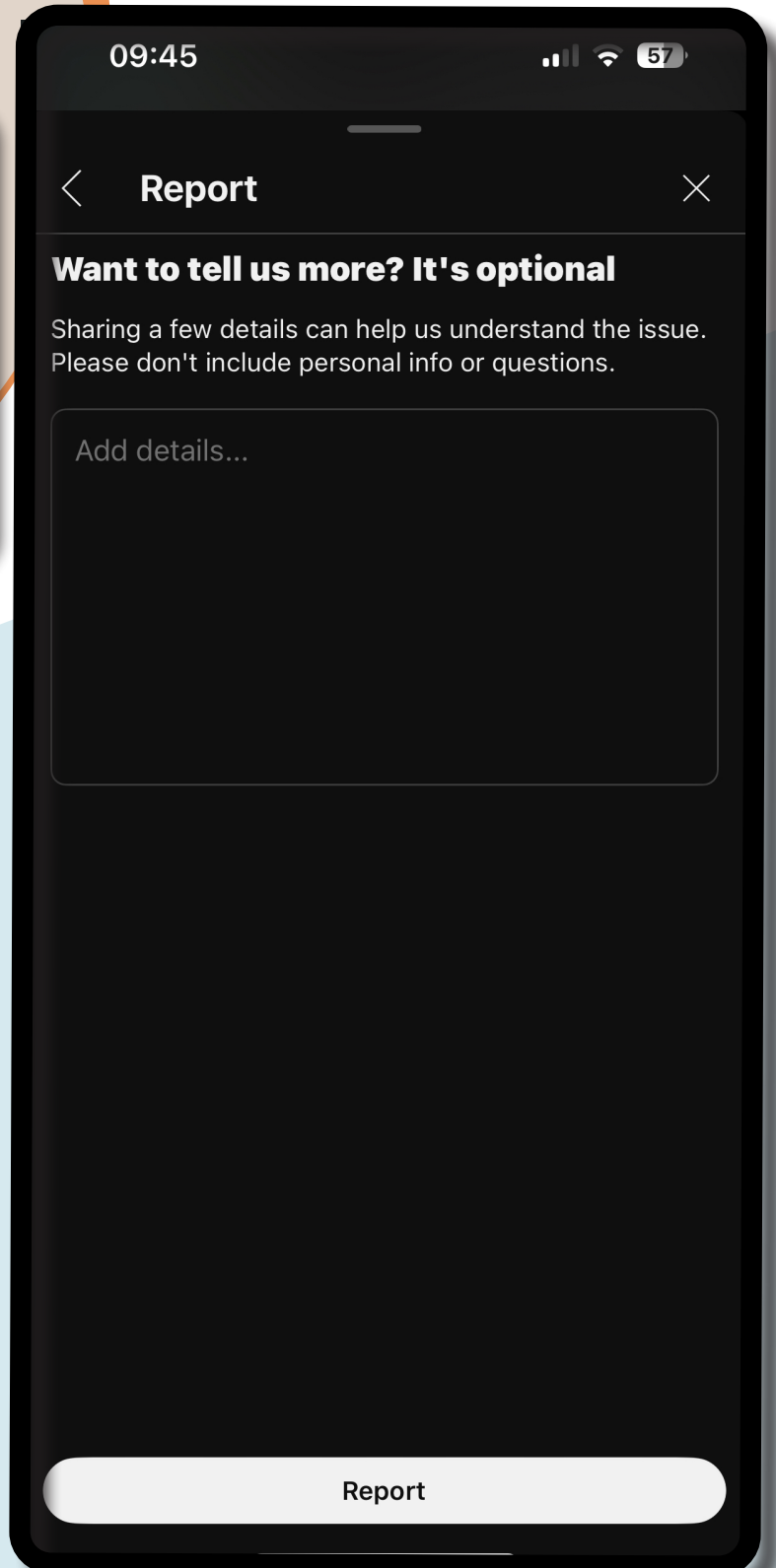
Next

# How to Report Harmful Content in Videos on the YouTube App



4

Depending on which category you choose, you may be prompted to fill in more details about your report, if you would like to do so.



09:45

< Report ×

**Want to tell us more? It's optional**

Sharing a few details can help us understand the issue. Please don't include personal info or questions.

Add details...

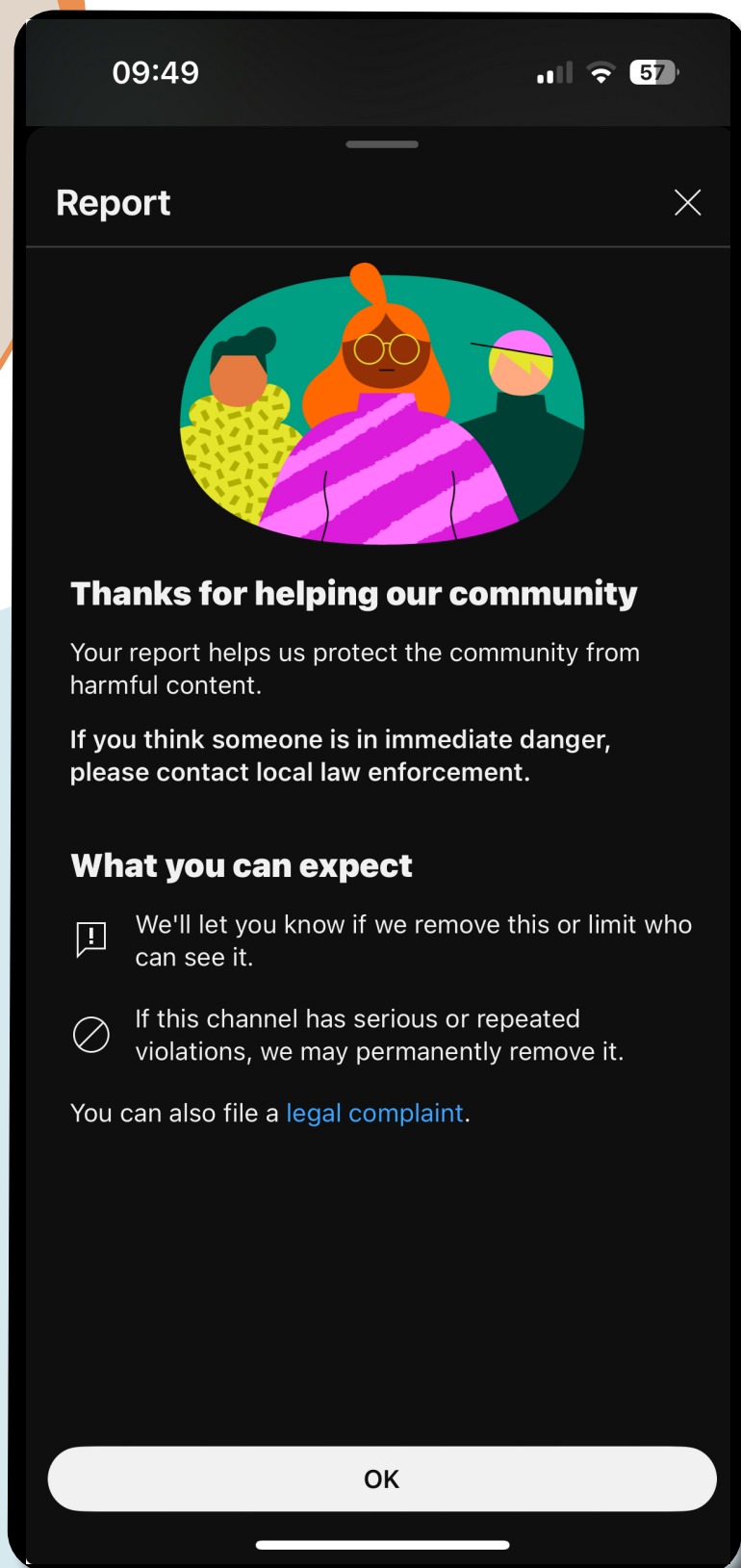
Report

# How to Report Harmful Content in Videos on the YouTube App



5

Once you tap **report**, the video will immediately be reported. You'll get an automated response letting you know next steps.

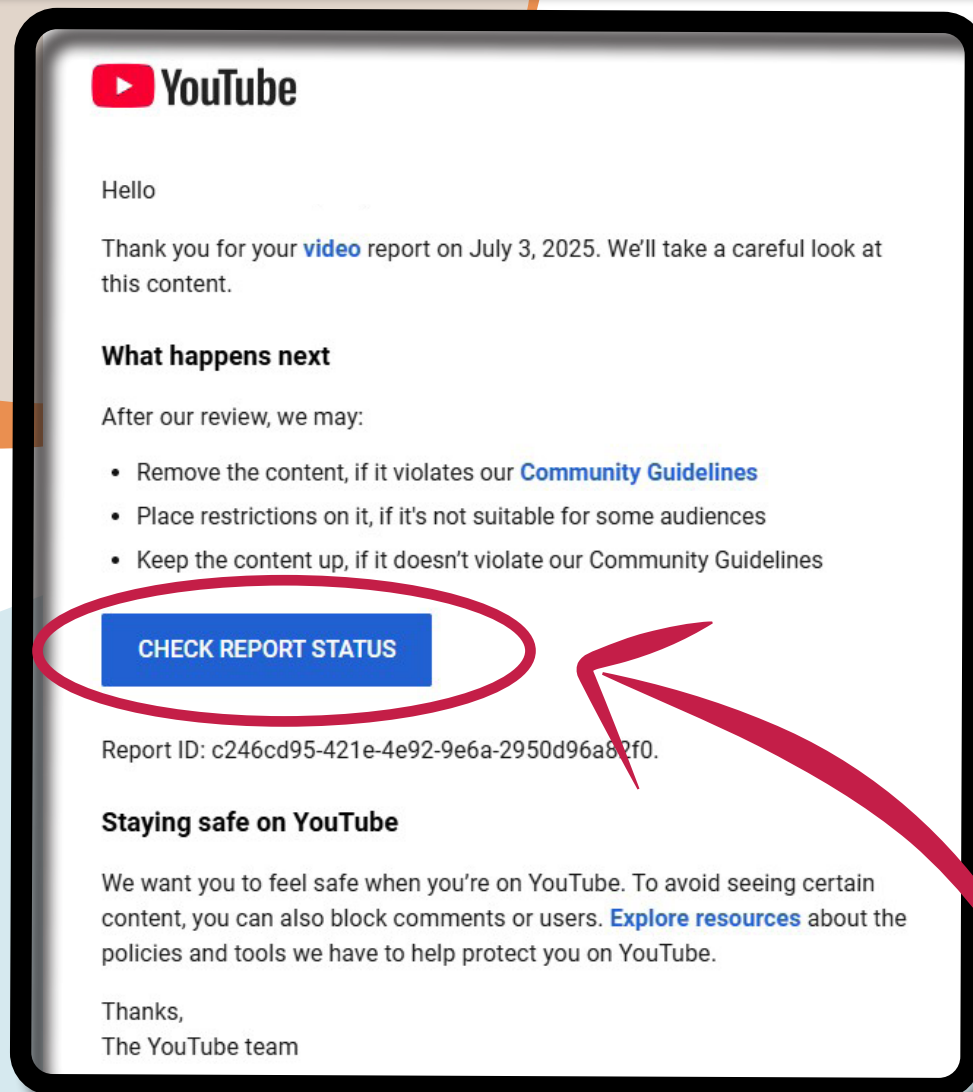


# How to Report Harmful Content in Videos on the YouTube App



6

You should receive a **confirmation email** that also provides a link to where you can track the progress of your report.



You will not receive any further emails around the decision to remove this content or not, but you can **check your report status for an update**. You can also find your reporting history by searching [www.youtube.com/reporthistory](https://www.youtube.com/reporthistory).

# How to Report Harmful Content in Videos on the YouTube App



7

If the **status** says **live**, YouTube has assessed your report and decided **not to remove** the content as it doesn't think it violates its community guidelines. If the status says **restricted** or **removed**, this means that YouTube agrees with your harmful content report and has taken steps to remove or restrict the content from the platform.

## Thanks for reporting

Content isn't automatically taken down once it's reported. Based on our review, we might:

- Remove it from YouTube if it violates our [Community Guidelines](#)
- Put age restrictions on it, if it's not appropriate for younger audiences

If you disagree with our decision, you can [file an appeal](#).

If a creator deletes their content, your report won't be shown.

[Learn more about reporting content.](#)

All ▾

Type

Content

Reporting reason

Status

Video

[Coimisiún na Meán - Your Rights Online ISL](#)  
Coimisiún na Meán | Ireland's Media Regulator

Harassment or bullying  
3 Jul 2025

Live

If you're not happy with the platform's decision, **you can appeal after 24 hours** by tapping the **appeal** link.

# Links to Further Resources

**Disclaimer:** These guides provide examples and information to help the public understand the reporting methods on YouTube as of September 2025. They are illustrative only, do not constitute legal advice and do not represent the views or opinions of Coimisiún na Meán, including as to whether the reporting methods comply with relevant regulatory requirements or otherwise. From time to time, reporting methods on YouTube may change, and we will try to keep these guides up to date.



## YouTube supports

To learn more about how YouTube explains the rules to users and outlines what is OK and not OK to share on the platform, go to [www.youtube.com/intl/ALL\\_in\\_one/howyoutubeworks/policies/community-guidelines](https://www.youtube.com/intl/ALL_in_one/howyoutubeworks/policies/community-guidelines)

For more information on how to report on YouTube, go to [support.google.com/youtube/answer/2802027?hl=en&co=GENIE.Platform%3DAndroid](https://support.google.com/youtube/answer/2802027?hl=en&co=GENIE.Platform%3DAndroid)

## Coimisiún na Meán resources

For a helpful table of laws in Ireland, go to [www.cnam.ie/general-public/online-safety/what-is-illegal-content](https://www.cnam.ie/general-public/online-safety/what-is-illegal-content)

See our other guides at [www.cnam.ie/guides](https://www.cnam.ie/guides)