


How to Report Illegal Content in Posts on the Facebook App



1

If you see content on the Facebook app that you think might break the law and you'd like to report it, tap the **three dots** on the top right-hand side of the post you'd like to report.



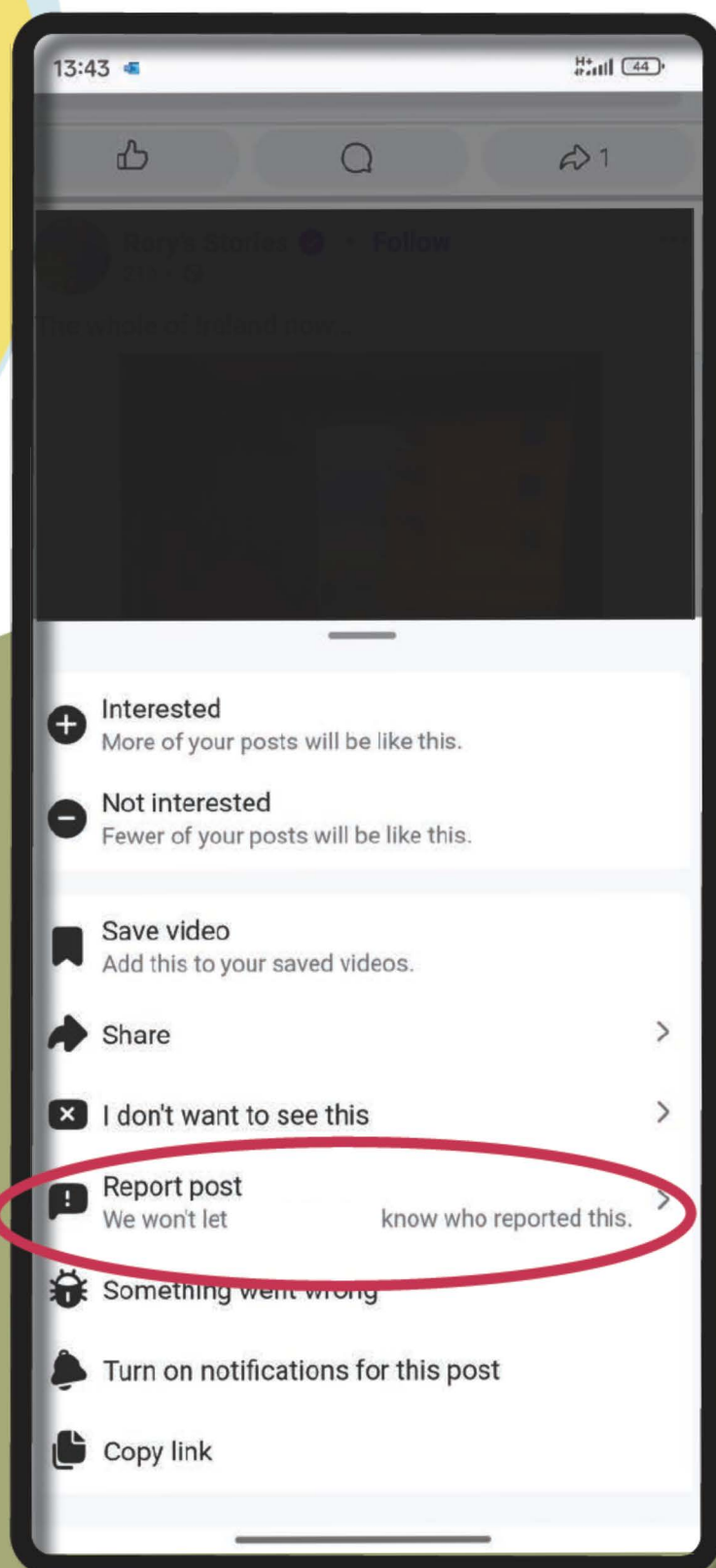
Disclaimer: These guides provide examples and information to help the public understand the reporting methods on Facebook as of December 2025. They are illustrative only, do not constitute legal advice and do not represent the views or opinions of Coimisiún na Meán, including as to whether the reporting methods comply with relevant regulatory requirements or otherwise. From time to time, reporting methods on Facebook may change, and we will try to keep these guides up to date.

How to Report Illegal Content in Posts on the Facebook App



2

You'll see a menu with a list of options. Scroll down this menu and tap on the option that says **Report post**. If you report a post, the person or account who has been reported will not know it is you.

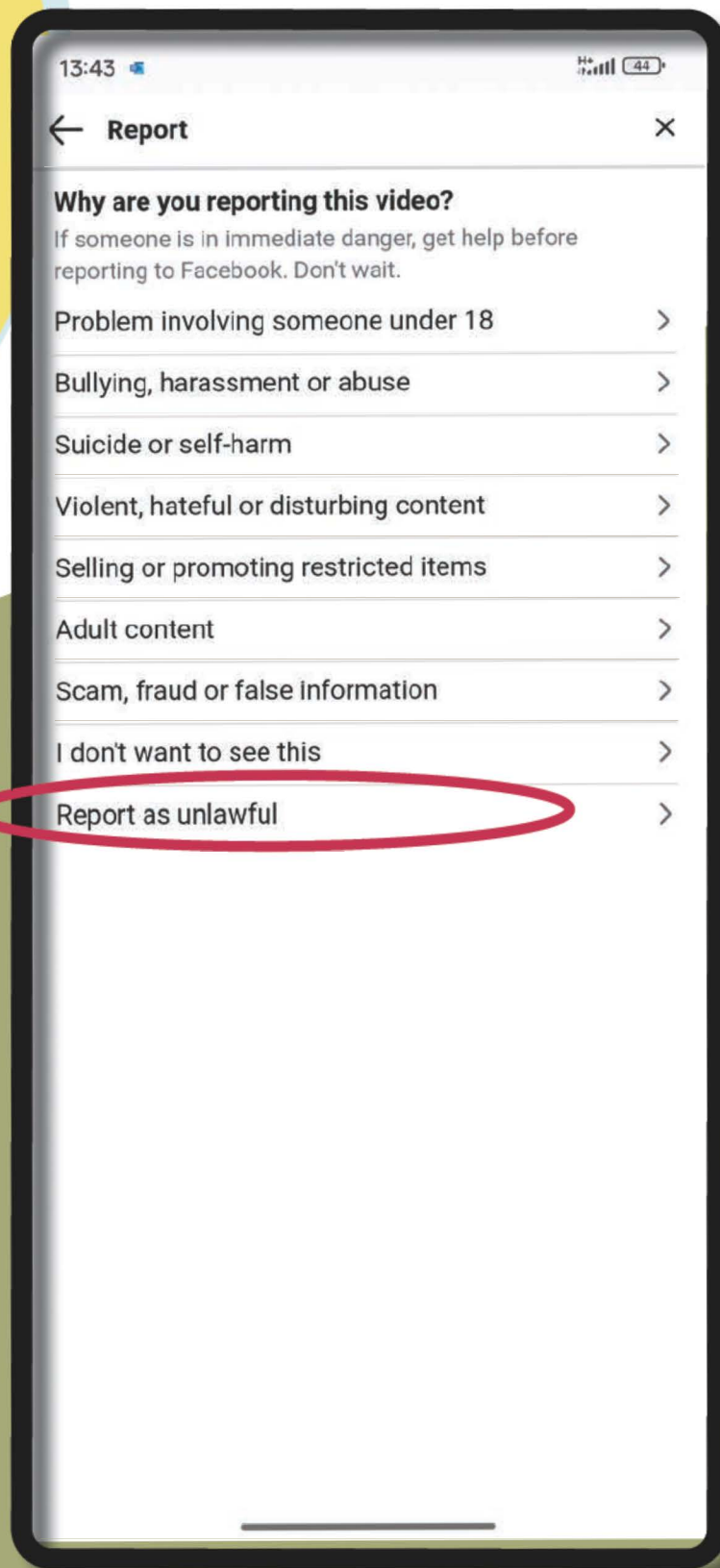


How to Report Illegal Content in Posts on the Facebook App



3

You'll then be asked why you're reporting this post, and you'll see a list of potential reasons. If you believe the content breaks the law, tap **Report as unlawful**.

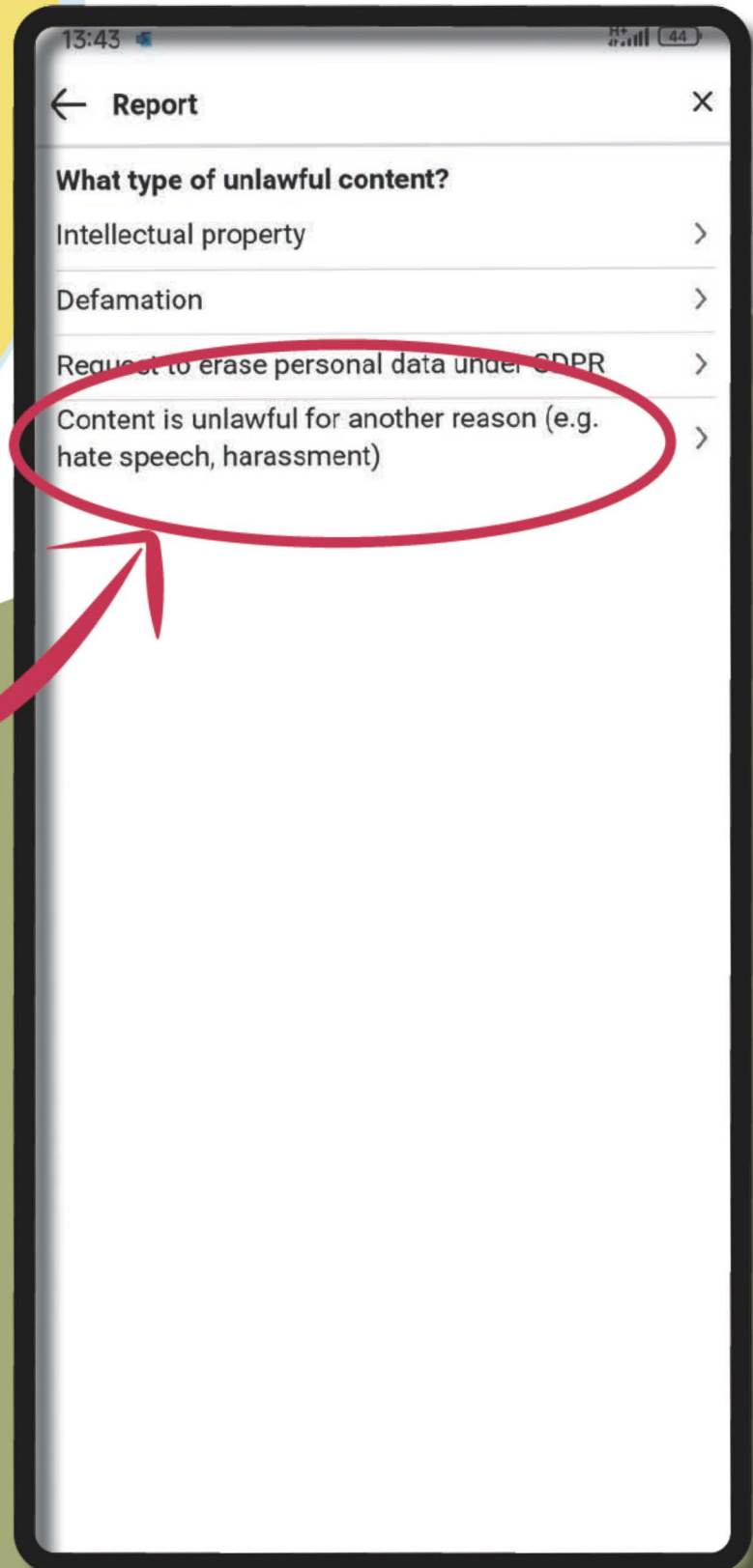


How to Report Illegal Content in Posts on the Facebook App



4

You'll be asked to explain **what type of unlawful content** you'd like to report and you'll see a list of options. Depending on which option you choose, you may be asked additional questions. Tap the option that best fits your report or, if you're not sure, tap **Content is unlawful for another reason**.



How to Report Illegal Content in Posts on the Facebook App



5

Once you choose this option, you'll be directed to a **Legal removal request** form where you'll be asked to complete a number of fields. Among other things, these include:

- what country you're from
- the URLs of the content you'd like to report
- a declaration that you're making your report in good faith.

Once you sign electronically, you submit your report.

Legal removal request

This form is intended for reporting content posted on Facebook that you believe violates your personal legal rights or applicable local laws. If you are trying to report a legal issue related to Defamation, Privacy or Intellectual Property, please use the drop-down reporting forms provided below. Before making this request, you may want to seek guidance from a qualified lawyer.

Please note that the content you'd like to report may violate our:

[Community Standards](#) (e.g. bullying, harassment, hate speech),
[Advertising Policies](#)
[Commerce Policies](#)

If you would like to report the content under our Community Standards, please visit the [Help Centre](#).

Select the country where you are claiming legal rights.

This should be the country whose laws you claim are violated by the relevant content.

Ireland

What legal issue do you wish to report?

- ☐ Intellectual property (e.g. copyright, trademark)
- ☐ Defamation
- ☐ Privacy/erasure under GDPR
- ☒ I believe that the content violates a law not mentioned above (e.g. hate speech)

Why do you believe that this content violates the specific laws that you believe to be violated?

Please explain which specific laws you believe are violated by the reported content. Provide as much detail as possible and include, via link or attachment, any relevant documentation or evidence supporting your determination, including copies of any investigations, legal actions or decisions that have been made with


6

Following Facebook's review, you should receive a notification of the outcome and any action that has been taken in relation to the reported content, as well as any **options for appeal**. Depending on the outcome, Facebook may determine that no further action is necessary, or it may determine it is appropriate to **restrict** or **remove** the content.

How to Report Harmful Content in Posts on the Facebook App

1

If you see content on Facebook that you think is harmful – or you think it breaches its **Community Standards** or rules – and you'd like to report it, the process is similar here. At the top right-hand side of the post you'd like to report, click on the **three dots** (or ellipsis).

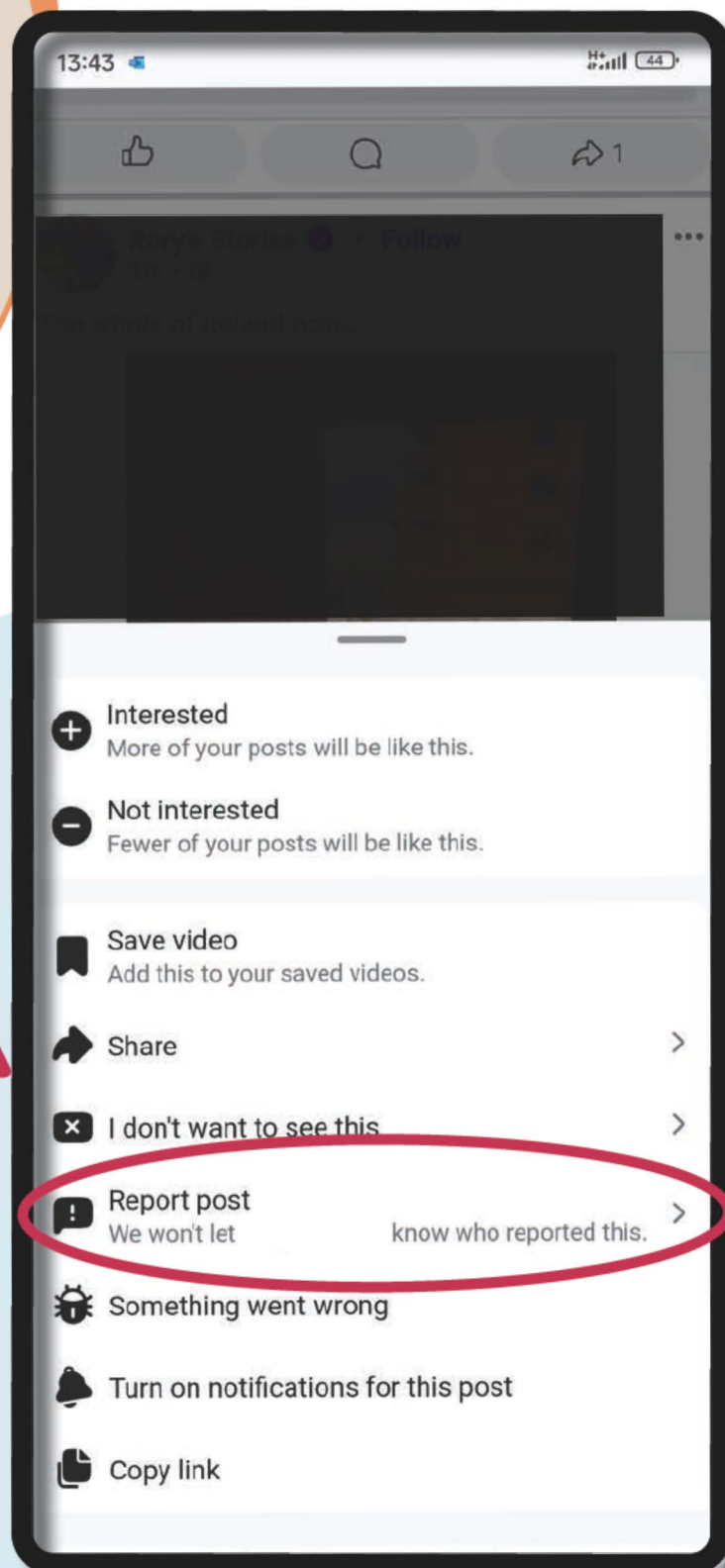


How to Report Harmful Content in Posts on the Facebook App



2

Similar to before, you'll see a list of options and if you'd like to report this content, click **Report post**.

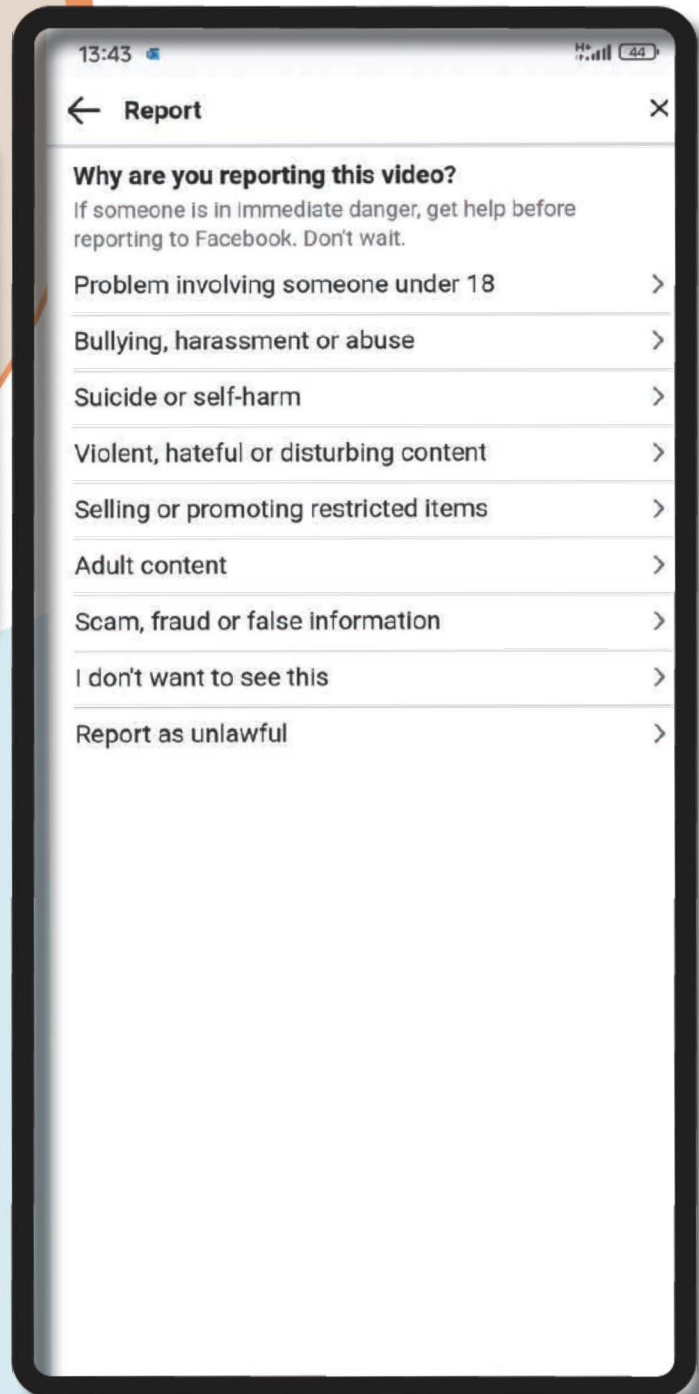


How to Report Harmful Content in Posts on the Facebook App



3

Again, you'll be asked why you're making a report. You'll see a list of options or reasons. This menu represents the Community Standards of Facebook.



How to Report Harmful Content in Posts on the Facebook App



4

Depending on which option you choose, you may get follow-on questions, such as these ones. Here, we are reporting **bullying, harassment or abuse**.

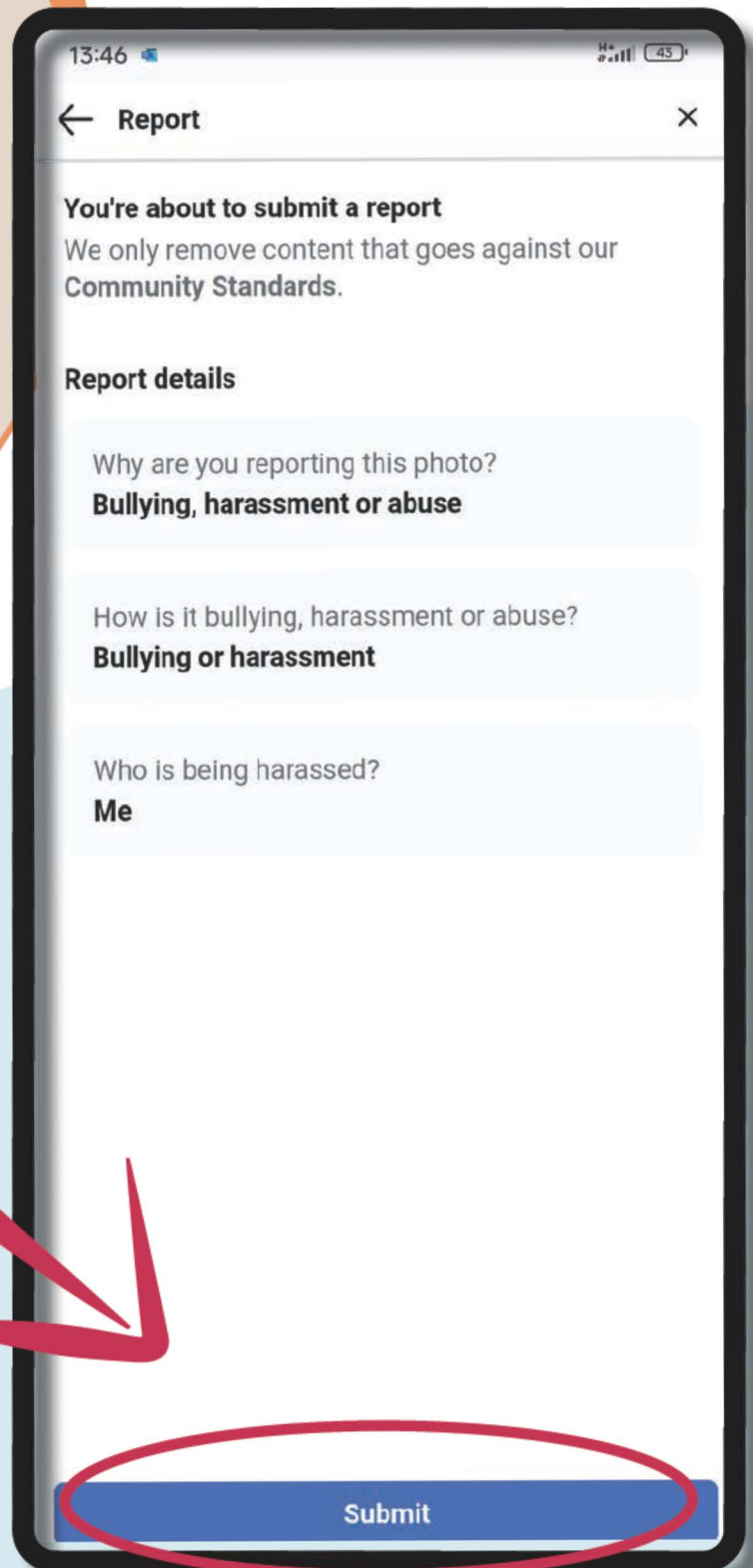


How to Report Harmful Content in Posts on the Facebook App



5

Once you've answered these questions, you'll receive a summary report to review before hitting **Submit**.



13:46 45

← Report ×

You're about to submit a report
We only remove content that goes against our Community Standards.

Report details

Why are you reporting this photo?
Bullying, harassment or abuse

How is it bullying, harassment or abuse?
Bullying or harassment

Who is being harassed?
Me

Submit

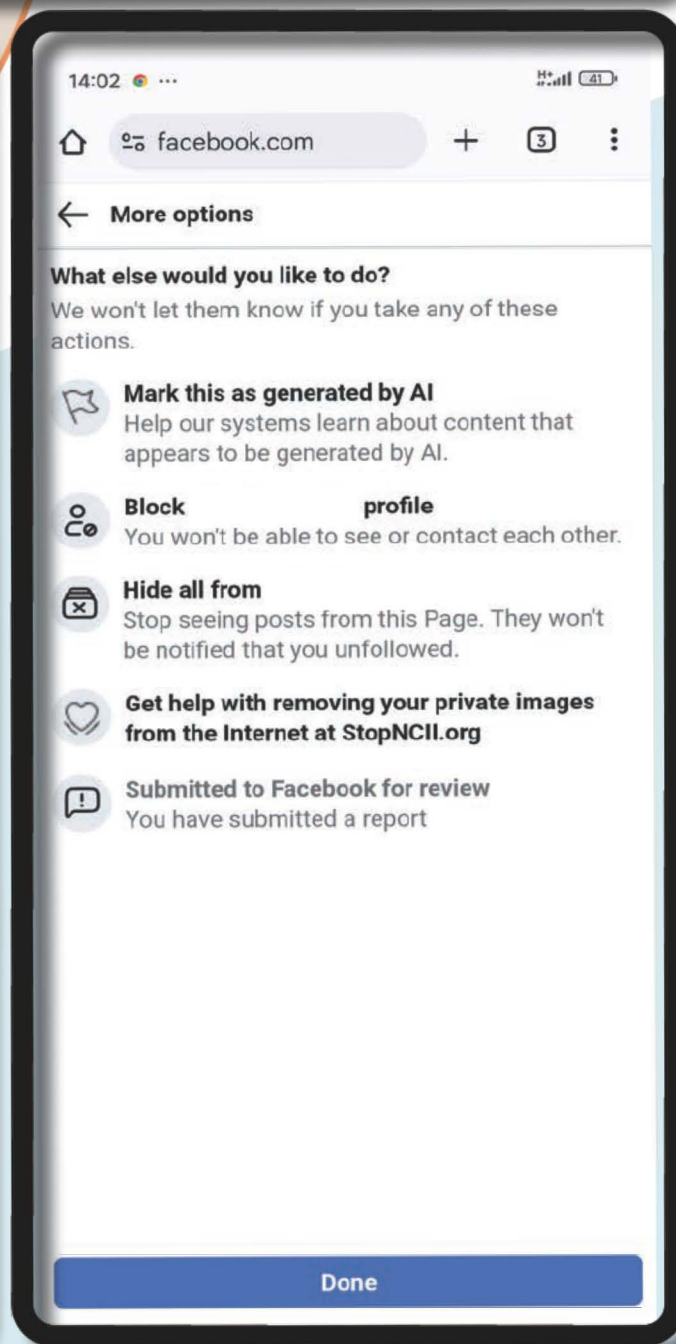
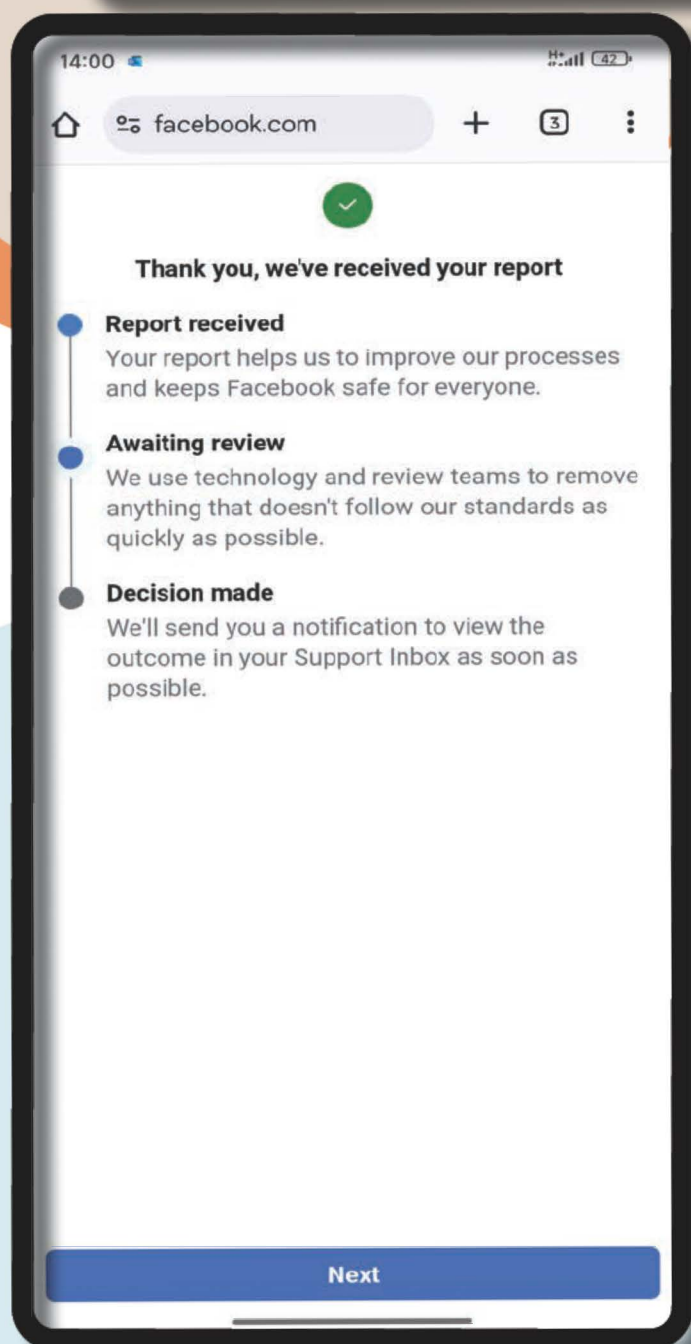
A large red arrow points from the text box on the left to the 'Submit' button at the bottom of the screen.

How to Report Harmful Content in Posts on the Facebook App



6

Once you report, you'll get an automated response confirming that your report has been received, as well as other actions you can take while you wait for the outcome of your report.

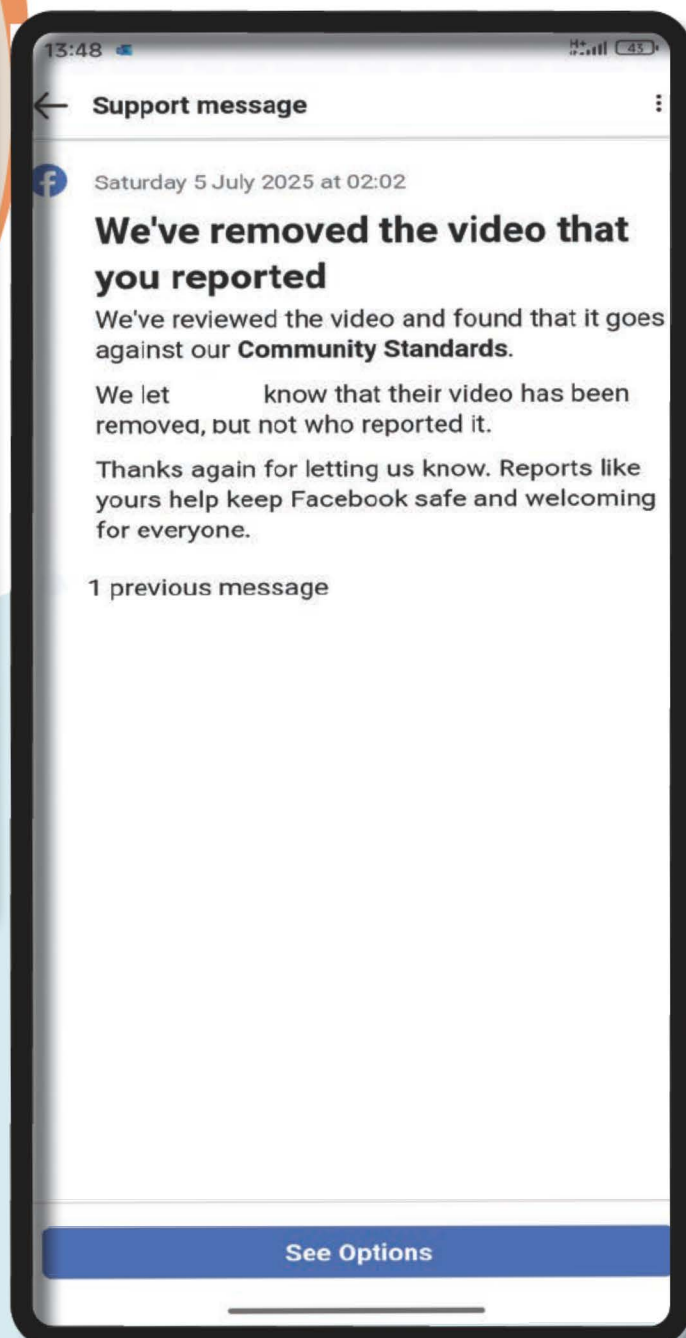


How to Report Harmful Content in Posts on the Facebook App



7

Following Facebook's review of your report, you should receive a notification of the outcome and any action that has been taken in relation to the reported content, as well as any **options for appeal**. You will find this in your **Support Inbox**. Depending on the outcome, Facebook may determine that no further action is necessary, or it may determine it is appropriate to **restrict** or **remove** the content.

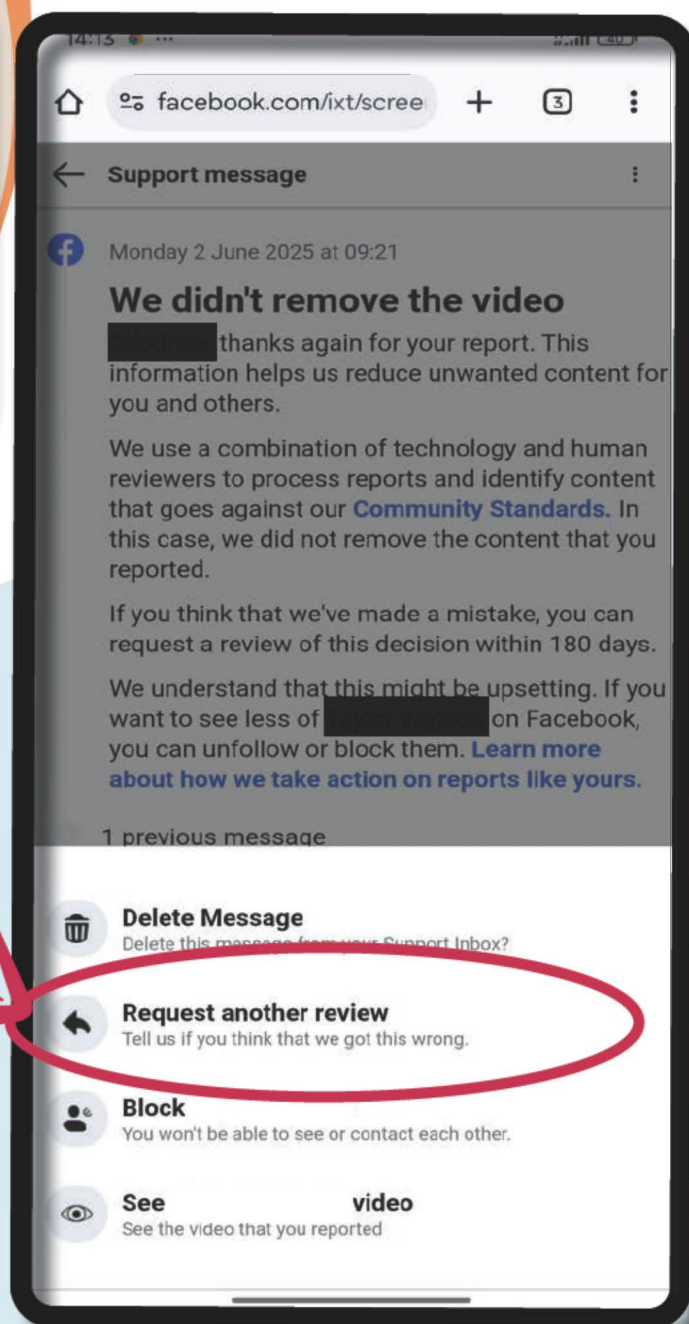


How to Report Harmful Content in Posts on the Facebook App



8

If Facebook does not remove the post, you should be able to appeal this decision by clicking **Request another review**.

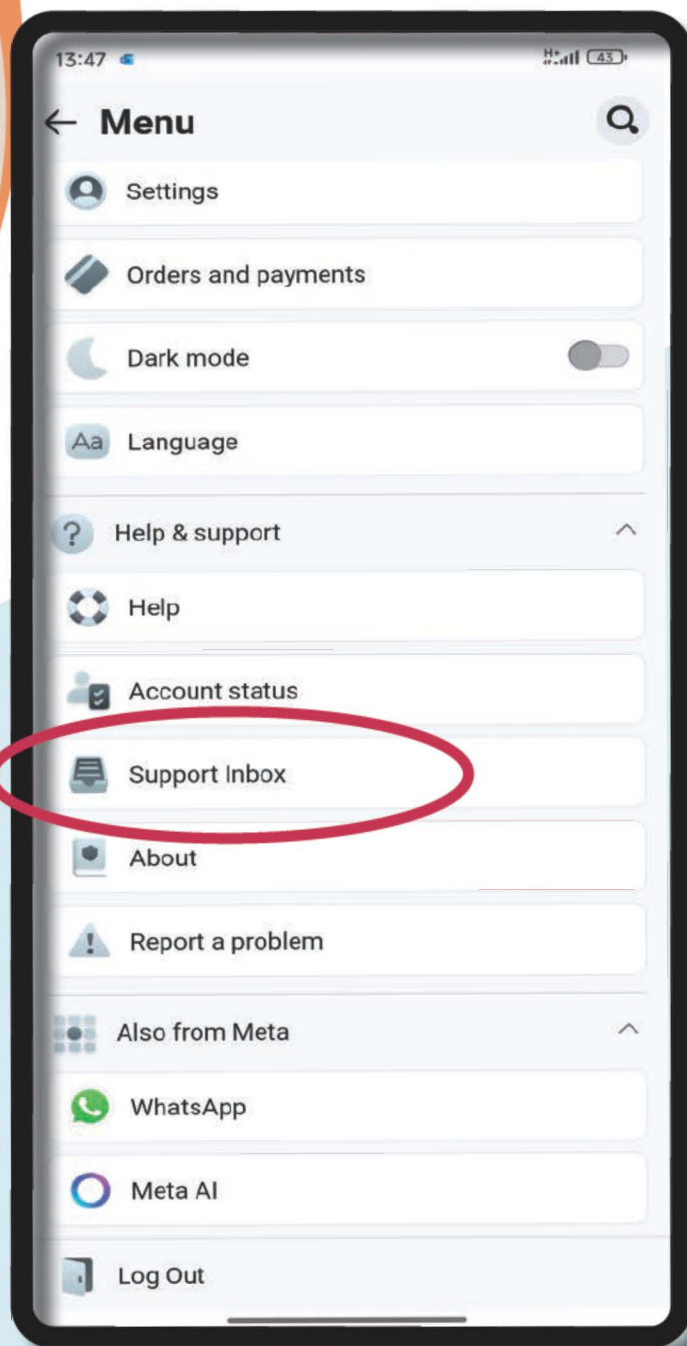


How to Report Harmful Content in Posts on the Facebook App



9

For more information on your reports, you can look in your **Support Inbox**. This can be found in your main menu by clicking on the three lines at the top right-hand side of your feed and scrolling down to Support Inbox.

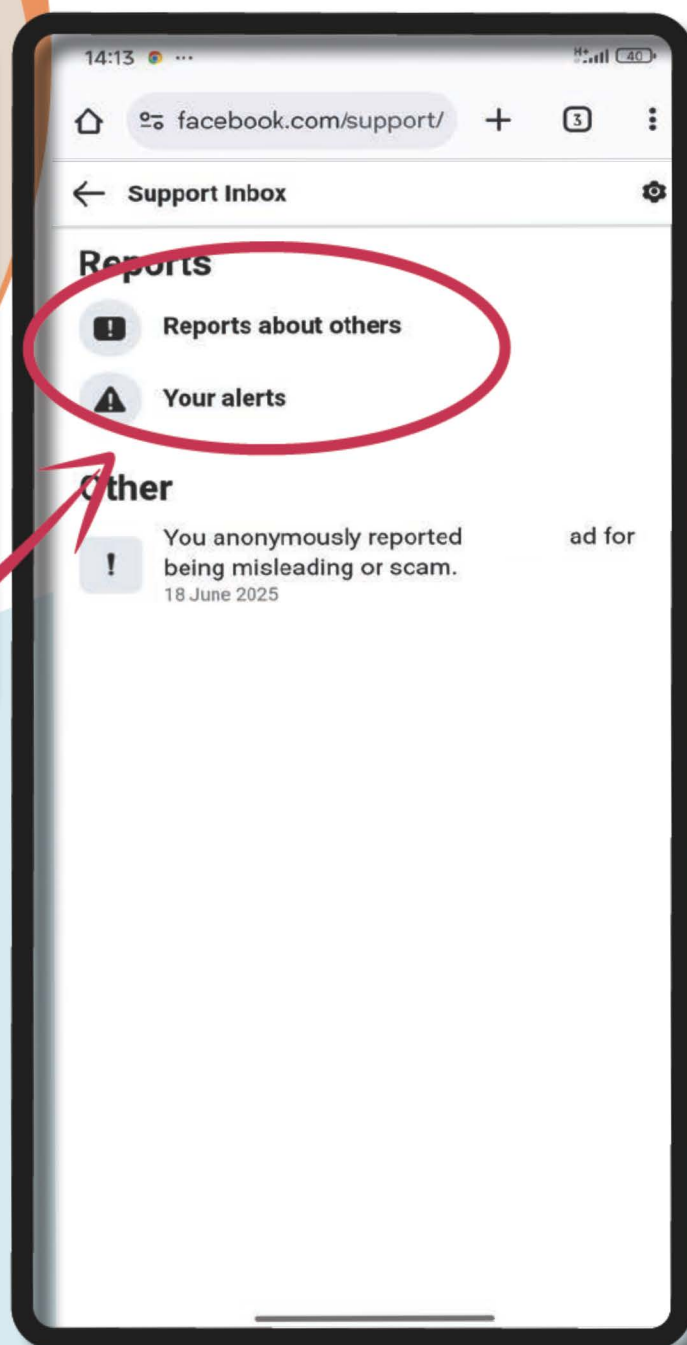


How to Report Harmful Content in Posts on the Facebook App



10

If you click into your Support Inbox, you'll find your reporting history. In **Reports about others**, you'll see the reports you've made about other accounts and their outcomes. In **Your alerts**, you'll find any reports that others have made about you, but you won't know who made these reports.



Links to Further Resources

Disclaimer: These guides provide examples and information to help the public understand the reporting methods on Facebook as of December 2025. They are illustrative only, do not constitute legal advice and do not represent the views or opinions of Coimisiún na Meán, including as to whether the reporting methods comply with relevant regulatory requirements or otherwise. From time to time, reporting methods on Facebook may change, and we will try to keep these guides up to date.



Facebook supports

- How to report content on Facebook: www.facebook.com/help/181495968648557
- How to report illegal content on Facebook: www.facebook.com/help/2214522878809427/?helpref=hc_fnav
- Information about Facebook's Community Standards: transparency.meta.com/policies/community-standards

Coimisiún na Meán resources

- For a helpful table of laws in Ireland, go to www.cnam.ie/general-public/online-safety/what-is-illegal-content
- See our other guides at www.cnam.ie/guides